

GUITAR FOR ABSOLUTE BEGINNERS


TUTOR

GRAHAM DIXON


troubleatmill@btinternet.com

01254 853929 – 0781 5522925

PLAY a CHORD on GUITAR



LEFT HAND FINGERS



WHAT IS A CHORD

- In music and music theory a chord (from Greek χορδή: gut, string) is a set of three or more different notes that sound simultaneously. Most often, in European-influenced music, chords are tertian sonorities that can be constructed as stacks of thirds relative to some underlying scale. ...

**Don't try to take in too
much information – It only
“Clouds the Issue”**

Example D Chord

0 This string is played
'OPEN or UNFRETTED

X Don't play this string

X **0** **0**

Fret Numbers (Some guitars have a
'Zero (0) fret – on most guitars the
'Nut is the Zero fret

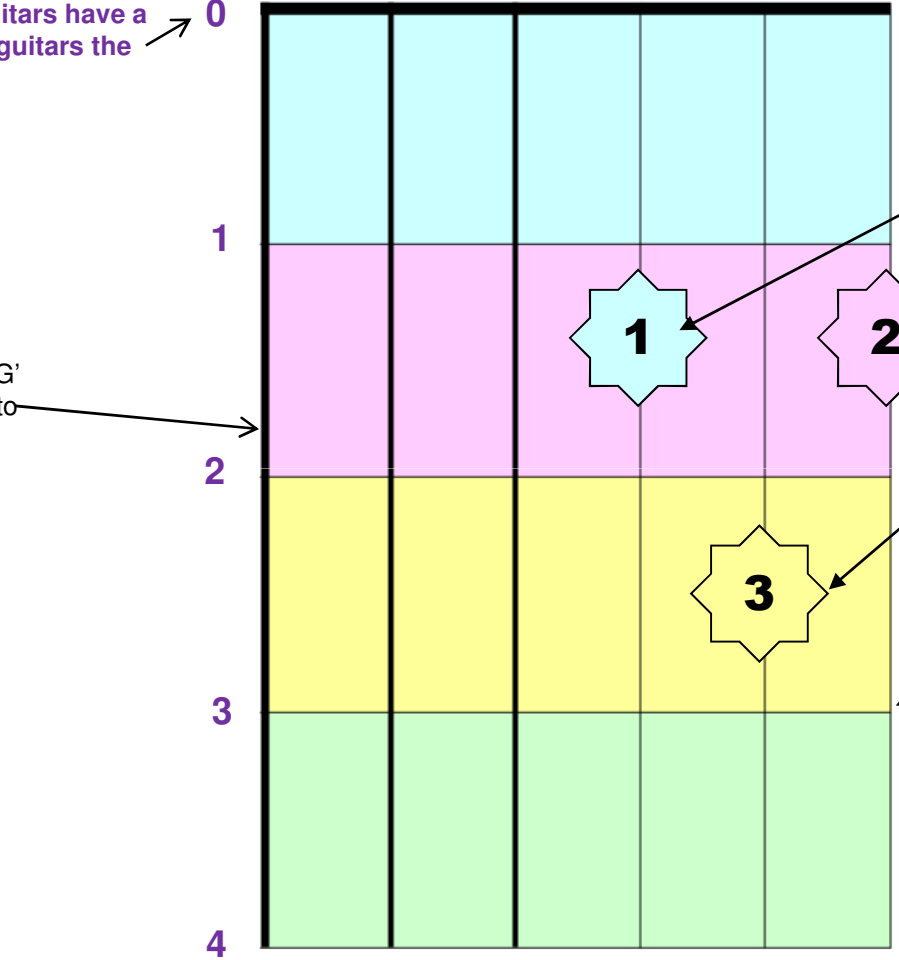
The 'BOTTOM STRING'
(Thickest and nearest to
the ceiling)
Lowest Note

1st Finger 3rd String 2nd Fret

2nd Finger 1st String 2nd Fret

3rd Finger 2nd String 3rd Fret

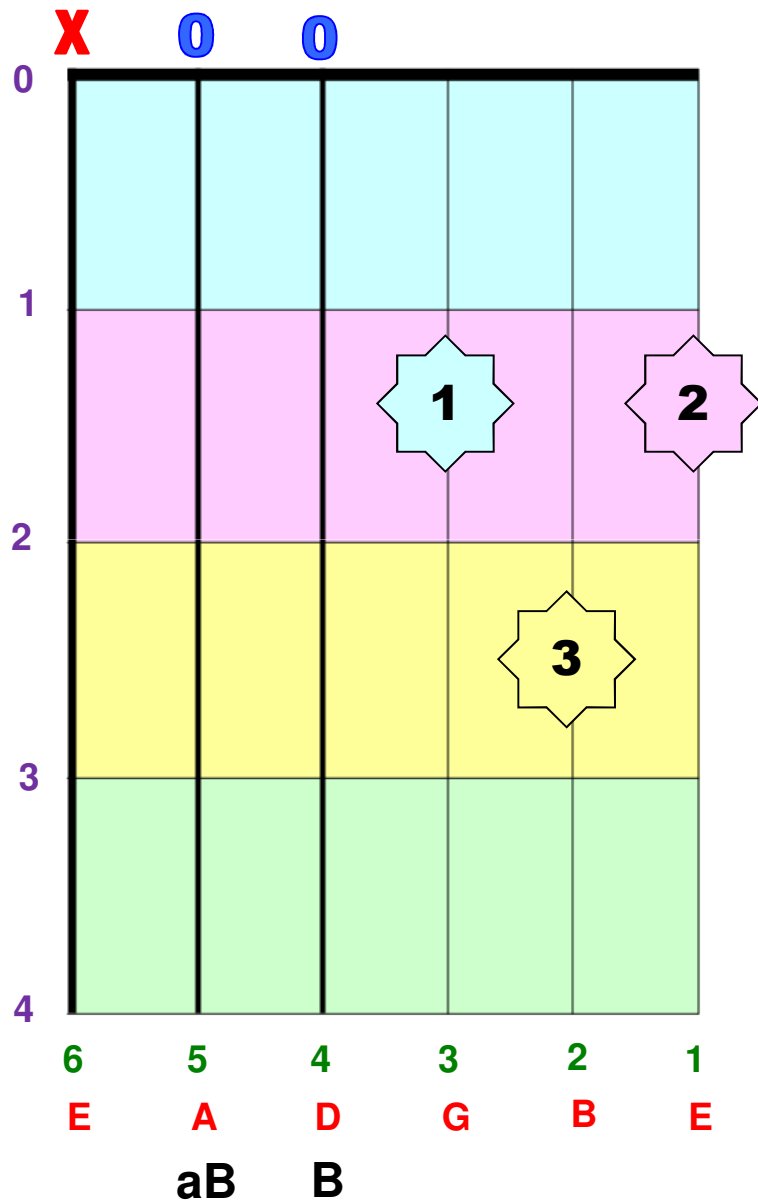
The 'TOP STRING'
(Thinnest and nearest to
the floor)
Highest Note



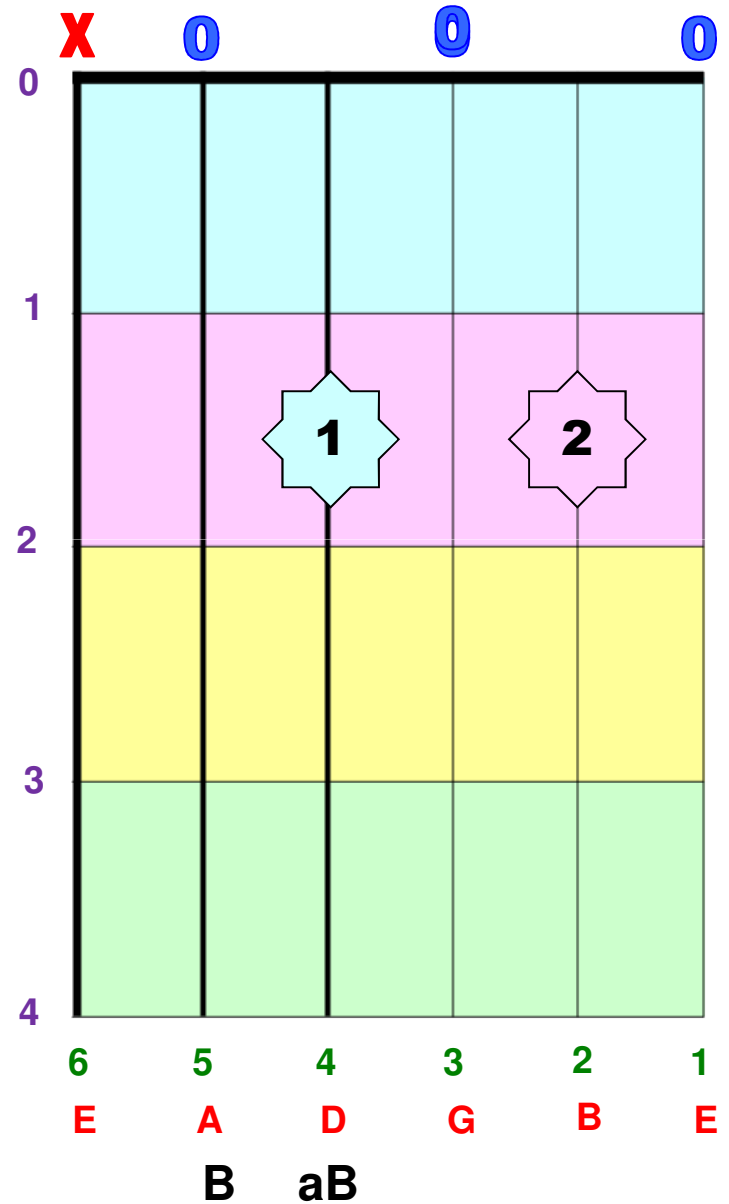
String Numbers **6** **5** **4** **3** **2** **1**
String Names **E** **A** **D** **G** **B** **E**

aB **B** B – Bass aB – Alternate Bass for this chord

D Chord (Also referred to as D Major)

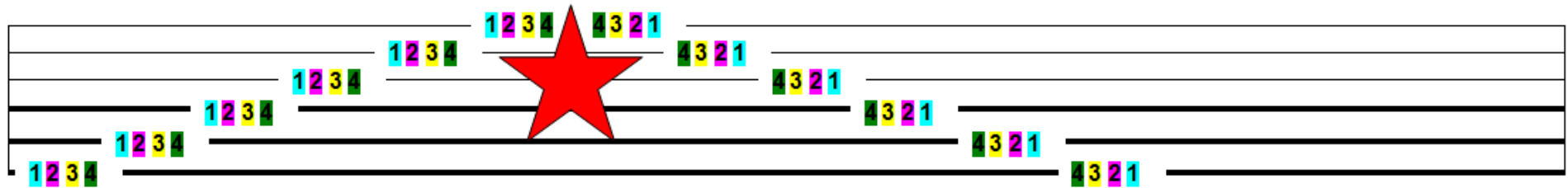


A7 Chord



Finger Exercise – 10 times per day

Finger 1 on 1st fret – Finger 2 on 2nd Fret – Finger 3 on 3rd Fret – Finger 4 on 4th Fret (Up and down all 6 strings)



Floor



Roof

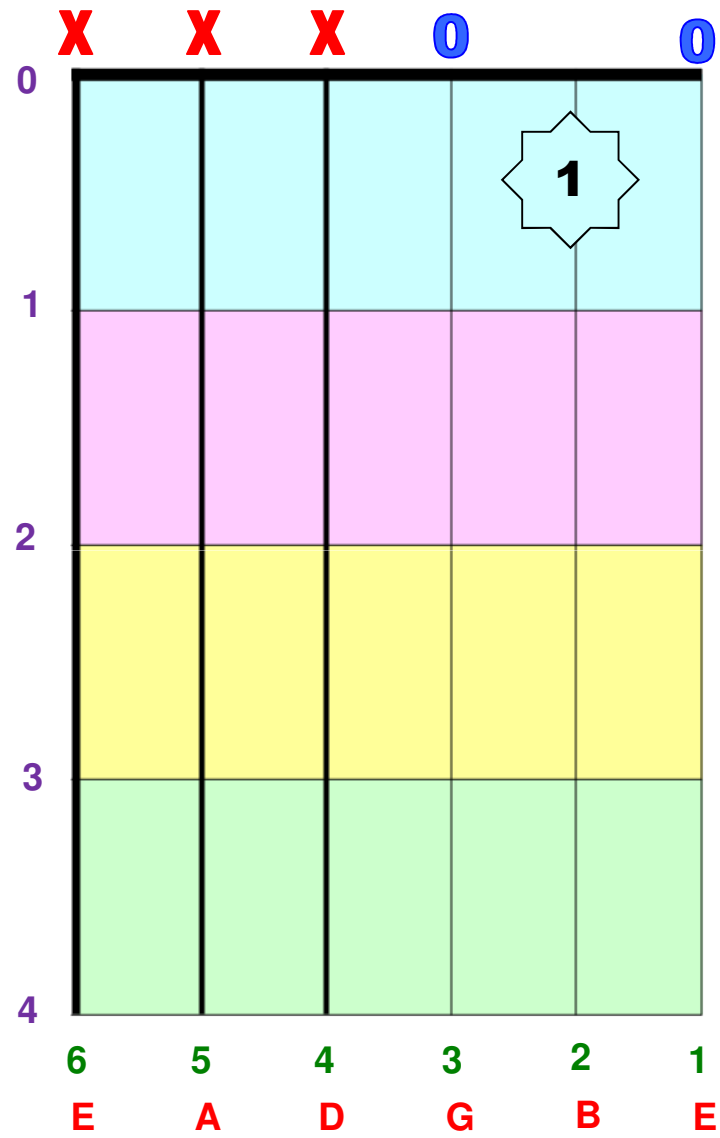
Basic Fingering Exercise

All takes place on First Four Frets

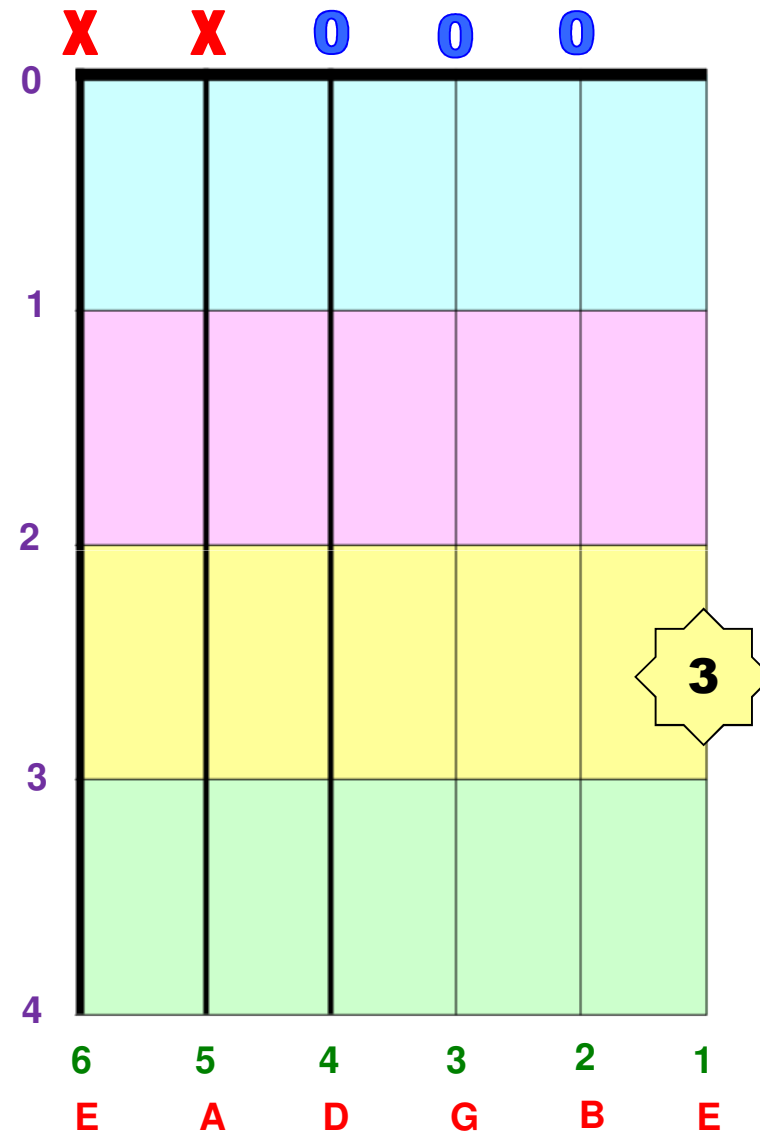
Start Slowly

Try to build up speed

Easy C Chord



Easy G Chord



Don't pretend to not know this song, you used to sing it on the coach on school trips. Note the chord changes every time the word "Meadow" is sung – Count 1,2,3,4,1,2,3,4 etc

C

One man went to mow – Went to mow a

G

Meadow – One man and his dog – Went to mow a

C

Meadow – Two men went to mow – Went to mow a

G

Meadow – Two men one man and his dog – Went to mow a

C

Meadow – Three men went - Went to mow a

G

Meadow ETC

Dry Bones

Paste

	C / / /	C / / /
Them	Bones them bones them dry bones	Them
	G / / /	G / / /
	bones them bones them dry bones	Them
	C / / /	C / / /
	bones them bones them dry bones	Now
	G / / /	C / / /
	hear the word of the Lord	Well your

Verse

	C / / /	C / / /
	toe bone's connected to your foot bone	Your
	G / / /	G / / /
	foot bone's connected to your ankle bone	Your
	C / / /	C / / /
	ankle bone's connected to your leg bone	Now
	G / / /	C / / /
	hear the word of the Lord	Them

Toe-Foot-Ankle-Leg

Leg-Knee-Thigh-Hip

Hip-Back-Neck-Head

DISCLAIMER – This is a Guitar Lesson and not an accurate study in Human Biology

Summary

- **Now you can understand the basic guitar chord diagram you have taken an important step towards becoming a guitarist.**
- **Your fingers will no doubt be hurting somewhat - but as they say –”No Pain – No Gain”.**